



Gotcha Day Celebration Pack

A simple guide, packed with tips, tricks and
templates to organise your
Gotcha Day celebration and fundraiser



FOREVER HOUNDS TRUST

Matching greyhounds and lurchers to happy homes

www.foreverhoundstrust.org • 03000 125 125

Registered charity 1131399

Welcome to your Gotcha Day Celebration Pack

Thank you so much for choosing to celebrate your adopted pet and to fundraise for Forever Hounds Trust! We rely wholly on donations and the amazing fundraising efforts of people like you to continue our vital work rehabilitating and homing the greyhounds and lurchers we rescue every day.

Jan Lake
Chair of Trustees

Forever Hounds Trust is the leading greyhound rescue charity in England and Wales independent of the greyhound racing industry. We are dedicated to the rescue, rehabilitation and homing of abused and abandoned greyhounds and lurchers and home around 100 of these special dogs every year.

In this booklet you will find tips, tricks and templates to help you organise your Gotcha Day celebration and fundraiser

We hope you will find the enclosed advice helpful. The money you raise will help us to continue our work rescuing and rehoming greyhounds and lurchers.

If you have any questions about your fundraising or would like support or advice, please email us at fundraising@foreverhoundstrust.org. We love talking events and can help you make your Gotcha Day celebration completely pawesome!

Why we celebrate Gotcha Day *Celebrating our wonderful adopted pets*

Rescue dogs bring tons of fun and oodles of love into our lives. **When you adopt a rescue dog, you don't always know their true birthday, but we still want to celebrate our furry family members!**

So, to honour the great pets that our rescue dogs are, why not celebrate their adoption day or Gotcha Day as it is more commonly called?



How to celebrate Gotcha Day

Puppy parties and pounds for hounds

There are lots of ways you could celebrate your furry friend; here are just a few:

1. Show the love: Throw your woofer a dog-themed and dog-friendly Gotcha Day celebration party with all your friends and family – both human and hound.

2. Share the love: Why not use the happy occasion to raise funds for dogs who are still waiting for their own forever homes and families? Our greyhounds and lurchers would love it if you chose to fundraise for Forever Hounds Trust.

3. Spread the love: Share your Gotcha Day celebration pics on social media to help spread the word about the fabulous pets adopted rescue dogs make. Don't forget to tag Forever Hounds Trust.



Post your Gotcha Day celebration pics on social media and tag us so we can celebrate with you!



Twitter: @ForeverHoundsUK



Facebook: @ForeverHoundsTrust



Instagram: @foreverhoundstrust



Pinterest: @foreverhoundsuk

#HappyGotchaDay
#AdoptDontShop

Join the Gotcha Day Gallery:

Tag a photo of your gotcha day pup with #GotchaGallery on Instagram or Twitter for a chance to be featured in our Gotcha Day Gallery on the Forever Hounds Trust website at www.foreverhoundstrust.org/gotcha

#GotchaGallery



How this pack will help

Gotcha Day celebration tips, tricks & templates

To help make your Gotcha Day celebrations a success, in this pack you will find:

- **Flourishes:** fun templates to create dog-themed party invites, decor, gift wrap & more.
- **Food:** dog-friendly cake and cookie recipes – simply doglicious!
- **Fun:** dog-themed party games to entertain your guests – both human and hound.
- **Funds:** useful tips on raising money for the hounds in our care – any amount really helps!

How to fundraise

Donate your Gotcha Day!

Thank you for supporting Forever Hounds Trust in your pet's name - you are helping greyhounds and lurchers find their forever homes. We really appreciate your support. Here are different ways you can support us through your Gotcha Day celebration.

Want to shower your pup in gifts?

Why not treat your pooch to some lovely presents from web shophop - a fantastic choice of fun toys, warm coats, cuddly blankets and more. All profits help fund our rescue work.

► **Shop at:**

www.foreverhoundstrust.org/shop/

For the dog who's already got everything, in lieu of gifts, you could donate to Forever Hounds Trust in your pet's name

► **Donate at:**

www.foreverhoundstrust.org/donate

3. If you would like to track exactly how much you and your dog have raised for hounds in need, you could set up your own Gotcha Day Celebration fundraising page at JustGiving (you can find tips on how to do this below) or create a fundraiser on Facebook. All money raised via JustGiving or Facebook is forwarded to us automatically, making it super easy to use.

► **Fundraise on:**

www.justgiving.com or www.facebook.com

4. Your pooch is spoiled rotten, but you still prefer tangible gifts? Why not swap presents for your pup with presents for our kennel dogs? Simply invite your guests to buy gifts from our Forever Hounds Trust Amazon Wishlist. From dental chews to toys and blankets - our kennel dogs will celebrate all gifts received with wags and woofs! Gifts purchased will be sent directly to Forever Hounds Trust kennels by Amazon, so there is nothing for you to do!

► **Buy kennel dog gifts at:**

www.amazon.co.uk/hz/wishlist/ls/2716N2WU7GHFJ



Using JustGiving

How to create your own Gotcha Day fundraising page

Setting up a JustGiving page is free, quick and easy to do. And the best bit is that you don't have to chase people for money as the donations are transferred to us automatically.

1. Register on www.justgiving.com

2. Name your page: A clear name such as "Fido's Gotcha Day Celebration Fundraiser" is great – just substitute with your own pooch's name and don't forget to add a picture!

3. Tell your story: Let people know why you are fundraising for Forever Hounds Trust and why it matters to you and your dog. Anybody who wants to know more about our work can find lots of information on our website: www.foreverhoundstrust.org.

4. Set a fundraising target: Pages that have a target achieve more donations. If you reach your target early, then you can of course increase it!

5. Promote your party and page: As well as inviting your party guests, think about all your social circles such as family, school, college, work colleagues, clients and clubs you would like to invite to donate.

We want you to enjoy raising money for Forever Hounds Trust, so don't feel awkward asking everyone for support. Feel proud of what you are doing and the difference it will make to the many dogs Forever Hounds Trust helps.

What about cash?

If you receive any cash donations during your Gotcha Day celebration, there are two ways you can send the money to Forever Hounds Trust:

- **By cheque in the post:** Please make cheques payable to 'Forever Hounds Trust' and include a note to say who it is from, your contact details and what event it relates to. Don't forget to include any donation forms you have used for us to claim the Gift Aid. Please send all of this to : Forever Hounds Trust, Chave Lane, Brithem Bottom, Cullompton, EX15 1NE

- **By electronic bank transfer:** You can make an online bank transfer to us from your account, using the following details: Account Name: Forever Hounds Trust | Bank: Santander | Sort Code: 09-07-24 | Account Number: 65213286. Please email us at fundraising@foreverhoundstrust.org to let us know you have made a transfer, telling us: how much you've paid in, your name and contact details and what event it relates to.

Toby

Dogs often come to us in very poor condition and need substantial care and treatment before they are able to be homed, meaning our costs are even greater. One example of this is 'Toby'. We took in this seven(ish) year old, blue merle lurcher, who had been terribly neglected. He had a limp which had not been treated, he was not on any medication for pain, and he was infested with fleas. His condition was so severe that his back leg had to be amputated.

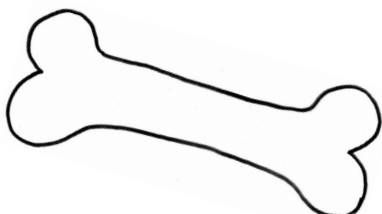


After a period of recuperation in a Forever Hounds Trust foster home, we found his forever home with an amazing family who say he now loves a bit of fuss and attention, and short walks, taking in the smells as he goes!

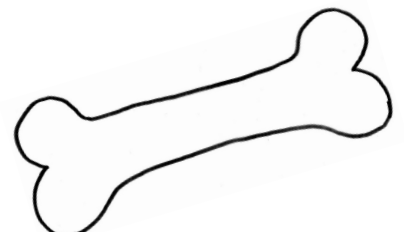
His vet costs were in excess of £2,000, and he is just one example of the many dogs in need that we continue to take in, each and every day.

How your money helps

- **£11** can keep a dog safe, warm and well-fed in kennels for a day
 - **£30** can buy soft warm bedding for a dog in kennels
- **£70** can help pay for the fuel transport costs of getting three dogs to safety
 - **£95** can provide 10 dogs with flea, lice and worming treatments
 - **£130** can pay for the neutering of a dog
 - **£250** can pay for much needed dental treatment
 - **£500** can pay towards emergency veterinary treatment



*THANK WOOF very much and
many happy returns!*



Get ready to party!

Preparing for Gotcha Day celebrations

On the next pages you will find:

- **Recipes**
- **Party Games**
- **Stationery & Decoration Templates**

- Party Invite
- Party Posters
- Party Hat
- Rosette
- Paperchains
- Gift Wrap

- **Gift Aid Form & Donation Details Form**

Print as many copies of the relevant pages as you need. If you received a paper copy of this Happy Gotcha Day Celebration Pack, you can either colour-copy the templates or visit our website to download the original file at: <https://foreverhoundstrust.org/gotcha/>

Top Tip:

You can also cut the gift wrap into triangles and thread them onto string to make pretty bunting.



Use this handy list to help you plan



Party Checklist

- ☐ Pick a venue and date
- ☐ Set up Fundraising Page
- ☐ Send Invites
- ☐ RSVPs received
- ☐ Order/make food and drinks
- ☐ Decorate venue
- ☐ Party Time - have fun!
- ☐ Share pics on social media
- ☐ Don't forget to forward any cash donations.
(Funds raised online get automatically transferred to Forever Hounds Trust.)

Recipes



Liver Cake

Ingredients:

500 grams of liver, this can be pigs, chicken or lambs liver
500 grams of porridge oats
1 - 2 large egg - optional, a small amount of water can be used instead

Preparation:

Place the ingredients in a blender and blend well until the mixture is smooth. Place in a sided baking tray and cook in a pre-heated oven at 180 degrees for 20 - 30 minutes. Allow to cool and cut into treat sized squares. These treats can be portioned into small freezer bags, frozen and defrosted at room temperature before use.

Credit: Burns Pet Nutrition

Peanut Butter Hound Treats

Ingredients:

375g wholewheat flour
125g plain flour
15g baking powder
250g peanut butter (smooth or chunky)
175ml soya milk

Preparation:

In a mixing bowl, combine the flours and baking powder. In a small bowl, whisk the peanut butter with the milk until smooth. Make a well in the flour mixture and gradually stir in the peanut butter mix until well blended. With your hands, work the dough into a pliable ball. This will get easier as you work it! Turn the dough onto a floured surface and knead for 2 - 3 minutes. Roll out the dough to 7 - 12mm thickness. Cut cookie shapes out with a cutter and place on a baking sheet lined with greaseproof paper. Bake in a pre-heated oven for 15 minutes at 200°C. Cool completely on a wire rack and then store in a container kept in the fridge.



Check the peanut butter doesn't contain the sweetener xylitol which can be deadly for dogs!

Games

Your hound will love these dog-friendly treats and games!

You can of course keep it simple by organising a relaxed pack walk, summer picnic or pamper night in your local area. **If you do decide to throw a big party, here are some fun party games to entertain your hound and guests:**

1. Lucky Dip - fill a bucket with straw and bury a favourite toy or two in it, then watch and see whether your hound can sniff it out!

2. Snuffle Mats - hide several treats in a snuffle mat (if you are crafty, you could make one yourself from fleece strips or you can buy one ready-made from [@craftyhounds](#) on Facebook). Then watch your hound hunt for those tasty morsels!

3. Mini Agility - set up your own mini agility course with some buckets, sheets and broomsticks and guide your dog around it. Some simple exercises: walk through a tented tunnel, jump over small hurdles, zigzag through poles. Practice makes perfect: start slow and practise a few times before the big day, always rewarding with treats, to help your dog learn and enjoy the tricks.



You're invited



Gotcha Day Celebration

Where:

When:

Time - from ___:___ to ___:___

RSVP by: / / to:



You're invited



Gotcha Day Celebration

Where:

When:

Time - from ___:___ to ___:___

RSVP by: / / to:



You're invited


Gotcha Day Celebration


Where:

When:

Time - from ___:___ to ___:___

RSVP by: / / to:






_____ 's


GOTCHA DAY CELEBRATION





_____ 's


GOTCHA DAY CELEBRATION






This is the front of your rosette.
Cut out and glue this to the
front of your rosette.

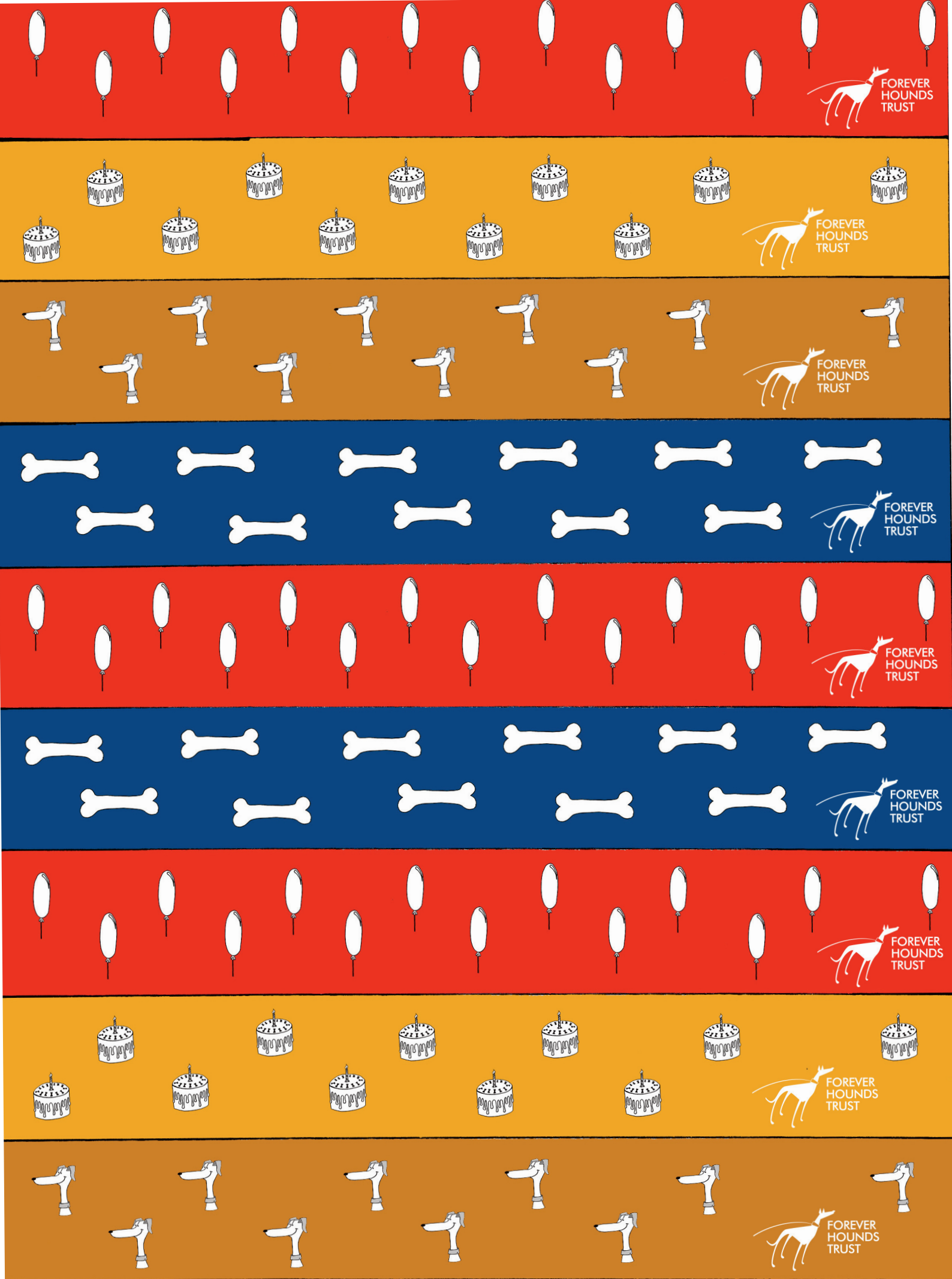
This is the back of
your rosette. Cut out.
Thread a safety pin
through the two small
holes. Glue this to the
back of your rosette.




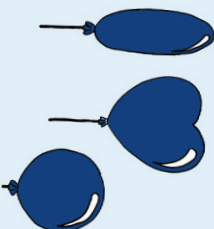

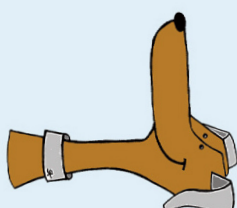
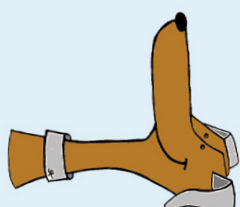
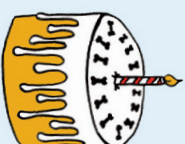

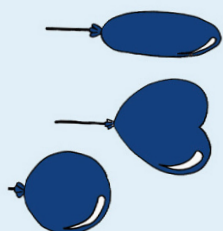


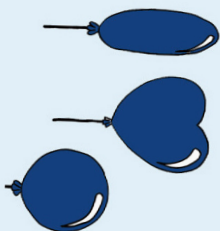
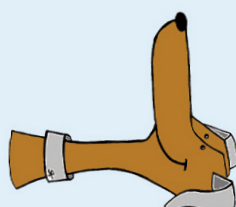
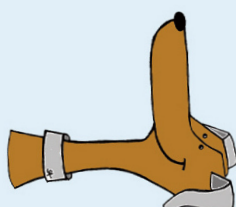


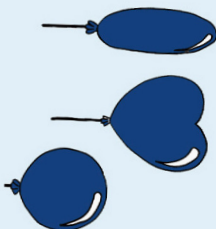





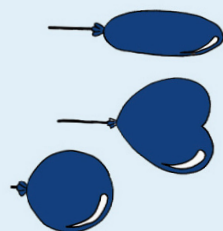



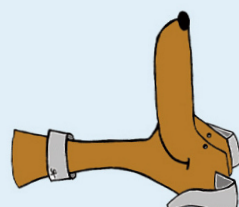


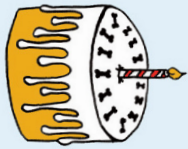
Ideally print on slightly thicker paper for increased stability. Cut along the solid lines. Fold along the dotted line, shape into a cone and glue. Attach long party hat elastic (NOT household rubber bands) through the two holes to hold party hat comfortably in place behind your head (NOT under the chin). If you don't have any party hat elastic you could secure the hat in place using hair clips. **This hat is not for dogs**



This is the body of your rosette. Cut along the solid lines into 3 long strips. Fold each strip along the dotted lines in accordion / zigzag folds. Glue the three folded strips end to end to make one continuous circle. Flatten and then pinch the rosette so it touches in the middle, then glue on the front and back circles to hold the shape and complete your rosette.



Cut along the solid lines into strips. Glue the ends of the first strip to make a chain link. Thread the next strip through this first chain link and glue the ends to make the second chain link. Continue with each strip until you have a paperchain of the desired length.



[illegible]

About you

Title: First name:
Surname:
Address:
..... Postcode:
☐ We would love to update you on the difference your donation is making to our work. Please tick this box if you are happy for us to keep in touch.
Email:
Telephone:

We will store your details securely and will not sell, trade or rent your personal information to other organisations. We would like to send you information about how you can get involved in our activities, including homing, fundraising, volunteering and shopping. Read more about how we take care of and use your data at: <http://www.foreverhoundstrust.org/privacy-and-cookies/>. To update your preferences or unsubscribe please contact us at Forever Hounds Trust, Chave Lane, Brithem Bottom, Cullompton, EX15 1NE, tel 03000 125 125 or email fundraising@foreverhoundstrust.org

How was it for you?

If you have any comments or ideas after running your own Gotcha Day Celebration event - please let us know!

About your event



Amount raised: £.....
I also enclose a personal donation of: £.....

☐ Please Gift Aid this donation (tick box if applicable)

By ticking this box I confirm that I would like Forever Hounds Trust to reclaim Gift Aid on this and any donations made to the charity in the past 4 years, and on any future donations. I am a UK taxpayer and understand that if I pay less Income Tax and/or Capital Gains Tax in the current tax year than the amount of Gift Aid claimed on all my donations it is my responsibility to pay any difference. Please notify us if you want to cancel this declaration, change your name or home address or if you no longer pay sufficient tax on your income and/or capital gains.

Total amount: £.....

☐ I enclose a cheque (to Forever Hounds Trust)

☐ I have made a payment by bank transfer

Date of event:

Where held (e.g. home, work):
.....

How many people attended:

Please return this form
(with any monies if paying
by cheque) to Forever
Hounds Trust, Chave
Lane, Brithem Bottom,
Cullompton, EX15 1NE

Thank you for holding a Gotcha Day Celebration!

Thank you

Thank you to Stephanie Audry for the idea and the illustrations in this Gotcha Day Celebration Pack



Contact us

If you'd like more information, we're here to help you.

Call us: 03000 125 125

Email us: fundraising@foreverhoundstrust.org

Visit our website: www.foreverhoundstrust.org

Write to us: Forever Hounds Trust, Chave Lane, Brithem Bottom, Cullompton, EX15 1NE

WARNING: This pack contains instructions on how to make items that may present risk of strangulation or choking on small parts. We advise that any children taking part in the activities in this publication should be closely supervised. The recipes and activities contained within this publication are for entertainment and/or informational purposes and for use at your own discretion and risk.



FOREVER HOUNDS TRUST

Matching greyhounds and lurchers to happy homes

www.foreverhoundstrust.org • 03000 125 125

Registered charity 1131399



Registered with
**FUNDRAISING
REGULATOR**

Forever Hounds Trust is a registered charity number 1131399 (England & Wales)